

THE DOMAIN NAME INDUSTRY BRIEF

VOLUME 6 - ISSUE 4 - DECEMBER 2009

THE VERISIGN DOMAIN REPORT

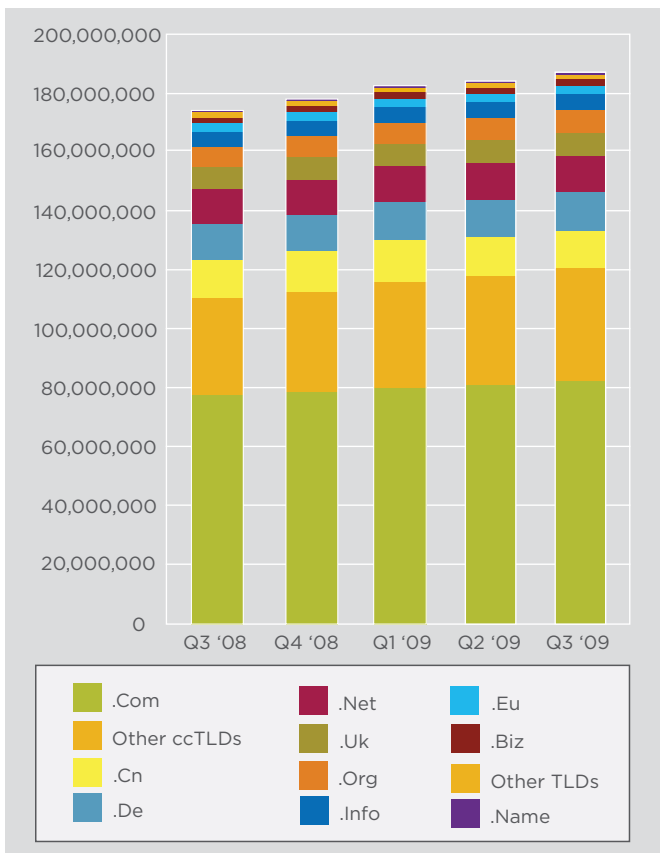
As the global registry operator for .com and .net, VeriSign reviews the state of the domain name industry through a variety of statistical and analytical research. As a leading provider of digital infrastructure for the Internet, VeriSign provides this briefing to highlight to industry analysts, media, and businesses important trends in domain name registration, including key performance indicators, and growth opportunities.



EXECUTIVE SUMMARY

At the end of the third quarter of 2009, there was a base of more than 187 million domain name registrations across all of the Top Level Domain Names (TLDs). This represents two percent growth over the second quarter of 2009 and eight percent growth over the same quarter of last year. The base of Country Code Top Level Domain Names (ccTLDs) rose to 76.3 million domain names, an 11 percent increase year over year and a three percent increase quarter over quarter. In terms of total registrations, .com continues to have the highest base followed by .de (Germany), .cn (China), and .net.¹

Total Domain Name Registrations



Source: Zooknic, October 2009; VeriSign, October 2009

INDUSTRY GROWTH AND COMPOSITION

Approximately ten million new domain names were registered across all of the TLDs in the third quarter of 2009. This reflects an 15 percent increase in new registrations from the second quarter 2009.

The composition of the domain name industry in terms of base size remained consistent with that of second quarter 2009, though there was some movement in the rankings. The largest TLDs in terms of base size were .com, .de, .cn, .net, .uk, .org, .info, .nl (Netherlands), .eu (European Union), and .biz.

ccTLD Breakdown

The third quarter of 2009 ended with 76.3 million ccTLD registrations across all of the ccTLDs. This represents an 11 percent increase over the same quarter of 2008 and a three percent increase from the previous quarter. There are more than 240 ccTLD extensions globally, with the top 10 ccTLDs comprising 64 percent of the total number of registrations.

Among the largest ccTLDs, there was notable growth quarter over quarter among several of the top 25 largest ccTLDs. Registrations for Russian Federation (.ru) domain names grew the fastest with a nine percent increase quarter over quarter. Polish (.pl) domain name registrations grew by eight percent, the second fastest among the largest ccTLDs. The Brazilian ccTLD, .br, saw domain name registrations grow by seven percent over the quarter.

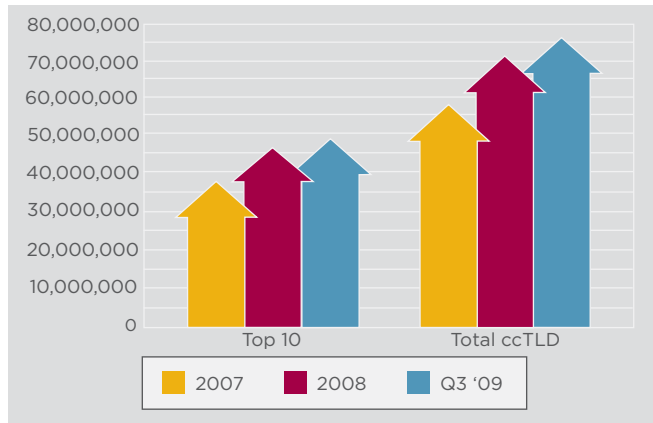
In the third quarter of 2009, eight of the top 25 largest ccTLDs experienced quarterly growth rates that were higher than in the second quarter and three, .br, .ru, and .pl, experienced more than 25 percent growth year over year.

¹ The gTLD and ccTLD data cited in this report are estimates as of the time of this report and subject to change as more complete data is received





ccTLD Breakdown



Source: Zooknic, October 2009

In terms of the total base of domain name registrations, .de, .cn, and .uk were the largest ccTLDs. Year over year, .de's growth rate was seven percent. Rounding out the top three ccTLDs were .cn, with a three percent increase year over year, and .uk, with 11 percent growth year over year. Together, the bases of domain name registrations for these three ccTLDs represented 50 percent of all ccTLD domain name registrations.

TOP CCTLD REGISTRIES BY DOMAIN NAME BASE, THIRD QUARTER 2009

- 1. .de (Germany)
- 2. .cn (China)
- 3. .uk (United Kingdom)
- 4. .nl (Netherlands)
- 5. .eu (European Union)
- 6. .ru (Russian Federation)
- 7. .ar (Argentina)
- 8. .br (Brazil)
- 9. .it (Italy)
- 10. .us (United States)

Source: Zooknic, October 2009

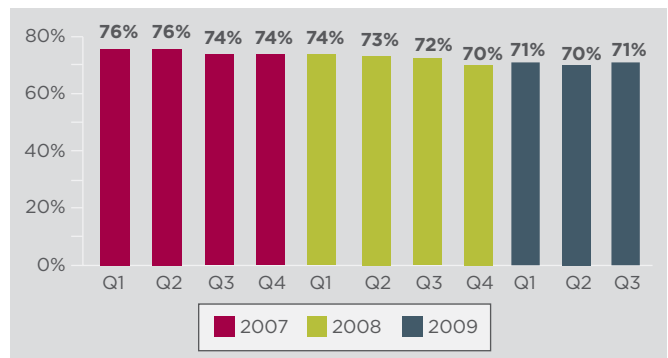
.COM/.NET DYNAMICS

VeriSign's average daily Domain Name System (DNS) query load during the third quarter increased to 53 billion per day with peaks as high as 61 billion per day. This is a 10 percent increase from the 49 billion average queries per day in second quarter 2009. Managing the increasing traffic on the Internet reflects VeriSign's continued investment in the DNS. VeriSign's continued commitment to its infrastructure has enabled them to maintain a record of 100 percent Operational accuracy and stability of .com and .net TLD resolution services over the past 11 years, earning VeriSign the reputation of being one of the most reliable and trusted networks in the world.

The overall base of .com and .net domain names grew to 94.9 million domain names during the third quarter of 2009. New .com and .net registrations were added at an average of approximately 2.3 million per month in the third quarter of 2009 for a total of seven million new registrations in the quarter.

The renewal rate for the third quarter of 2009 was 70.5 percent which represents slight change from the second quarter of 2009 which was 70 percent.

.Com/.Net Registry Renewal Rates



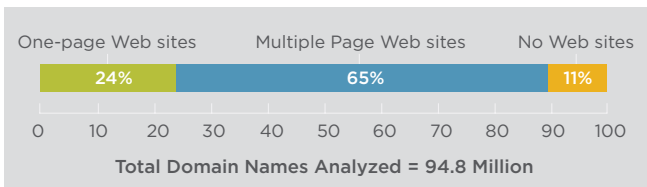
Source: VeriSign, October 2009





Whether a domain name resolves to a Web site is a key factor in the renewal rates since domain names that resolve to Web sites are more likely to be renewed. VeriSign estimates that 88 percent of .com and .net domain names resolve to a Web site, meaning that an end-user visiting that domain name would find a Web site. These Web sites can be further described as those having multiple pages or as one-page Web sites. One-page Web sites include under-construction, brochure-ware and parked pages in addition to online advertising revenue generating parked pages.

.Com/.Net Web Sites



Source: VeriSign, October 2009

LEARN MORE

To subscribe or to access the archives for the Domain Name Industry Briefs, please go to <http://www.verisign.com/domain-name-services/domain-information-center/industry-brief/index.html>. Email your comments or questions to domainbrief@verisign.com.

ABOUT VERISIGN

VeriSign, Inc. (NASDAQ: VRSN) is the trusted provider of Internet infrastructure services for the networked world. Billions of times each day, VeriSign helps companies and consumers all over the world engage in communications and commerce with confidence. Additional news and information about the company is available at www.verisign.com.

Zooknic Methodology

For gTLD data cited with Zooknic as a source, the analysis uses a comparison of domain name root zone file changes supplemented with WHOIS data on a statistical sample of domain names which lists the registrar responsible for a particular domain name and the location of the registrant. The data has a margin of error based on the sample size and market size. The ccTLD data is based on analysis of root zone files. For more information, see www.zooknic.com.

©2009 VeriSign, Inc. All rights reserved. VeriSign, the VeriSign logo, and other trademarks, service marks, and designs are registered or unregistered trademarks of VeriSign and its subsidiaries in the United States and in foreign countries. 12/09.

Statements in this announcement other than historical data and information constitute forward-looking statements within the meaning of Section 27A of the Securities Act of 1933 as amended and Section 21E of the Securities Exchange Act of 1934 as amended. These statements involve risks and uncertainties that could cause VeriSign's actual results to differ materially from those stated or implied by such forward-looking statements. The potential risks and uncertainties include, among others, the uncertainty of future revenue and profitability and potential fluctuations in quarterly operating results due to such factors as increasing competition and pricing pressure from competing services offered at prices below our prices, market acceptance of our existing services and the current global economic downturn, the inability of VeriSign to successfully develop and market new services, VeriSign's ability to build out its infrastructure in pace with demand, the uncertainty of whether new services as provided by VeriSign will achieve market acceptance or result in any revenues and the uncertainty of the expense and duration of transition services and requests for indemnification relating to completed divestitures. More information about potential factors that could affect the Company's business and financial results is included in VeriSign's filings with the Securities and Exchange Commission, including in the Company's Annual Report on Form 10-K for the year ended December 31, 2008, Quarterly Reports on Form 10-Q and Current Reports on Form 8-K. VeriSign undertakes no obligation to update any of the forward-looking statements after the date of this press release.

